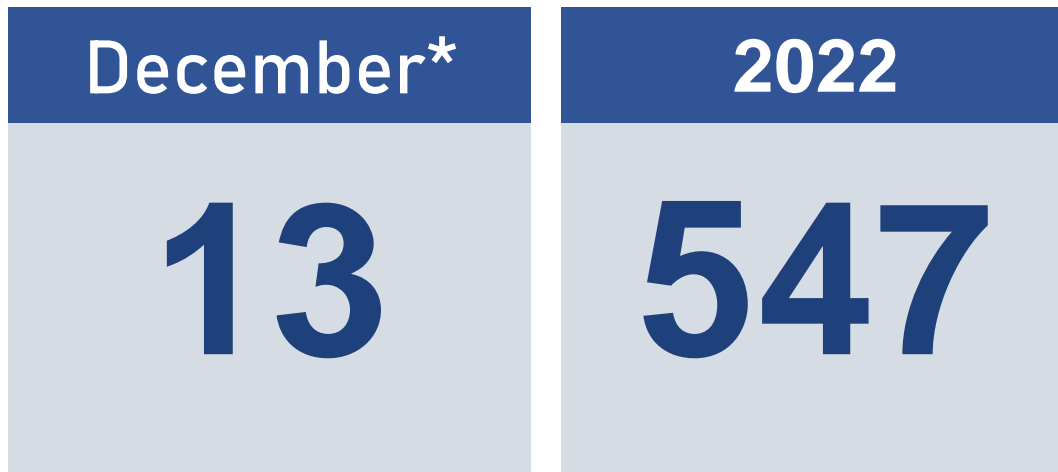


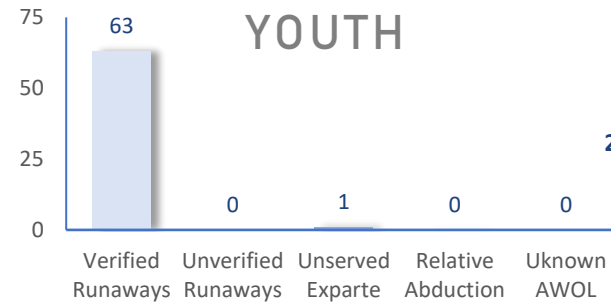
The following statistics show the status and demographics of absent Kansas foster youth and track DCF's successful recovery efforts.

## RECOVERED YOUTH

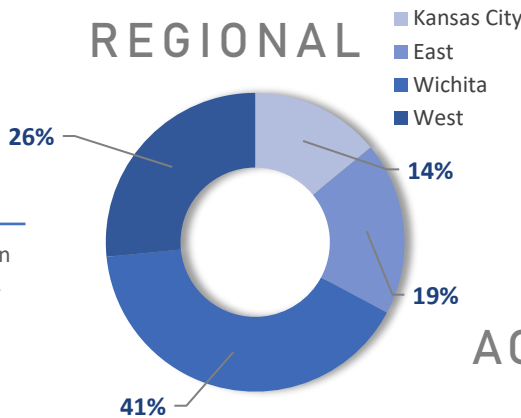


\*A youth may be recovered more than once per month.

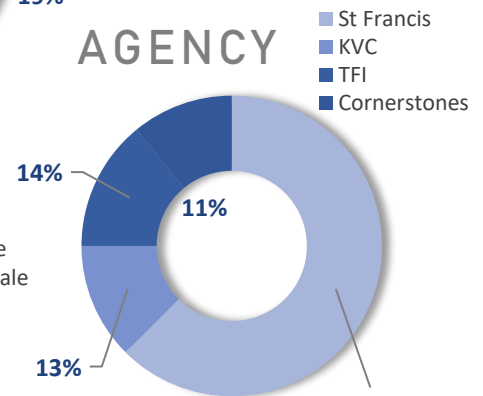
## CURRENT AWOL YOUTH



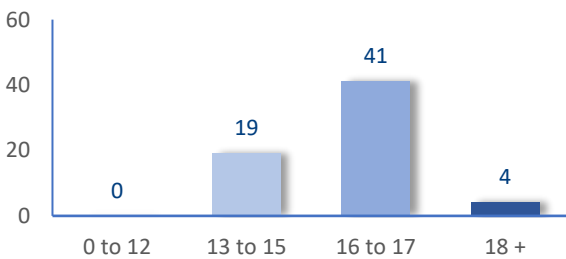
## REGIONAL



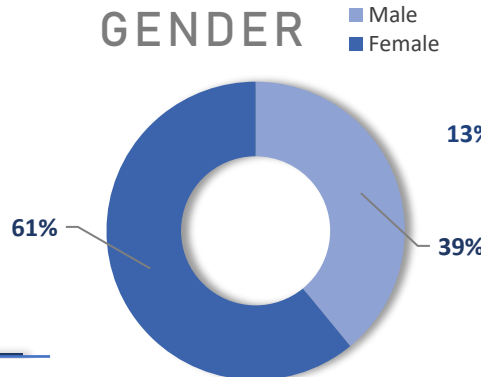
## AGENCY



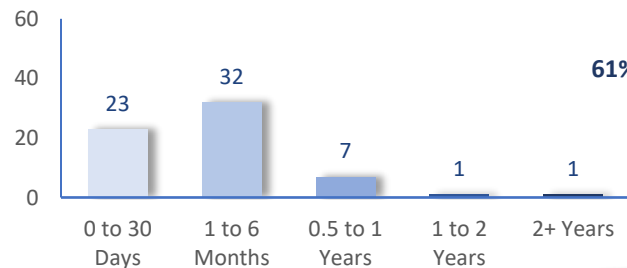
## AGE



## GENDER



## TIME



## DAILY AWOL YOUTH

# 2022

September		October		November		December	
DATE	# AWOL	DATE	# AWOL	DATE	# AWOL	DATE	# AWOL
1	69	3	65	1	59	1	61
2	66	4	66	2	58	2	62
6	70	5	64	3	58	5	61
7	70	6	65	4	61	6	65
8	70	7	65	7	63	7	64
9	69	10	63	8	60	8	
12	69	11	65	9	61	9	
13	71	12	68	10	60	12	
14	71	13	62	14	59	13	
15	72	14	62	15	57	14	
16	67	17	72	16	56	15	
19	66	18	73	17	56	16	
20	64	19	63	18	56	19	
21	65	20	62	21	56	20	
22	64	21	60	22	56	21	
23	64	24	59	23	58	22	
26	66	25	61	28	56	23	
27	68	26	60	29	54	27	
28	67	27	58	30	59	28	
29	66	28	57			29	
30	64	31	57			30	